



Light efficiency:

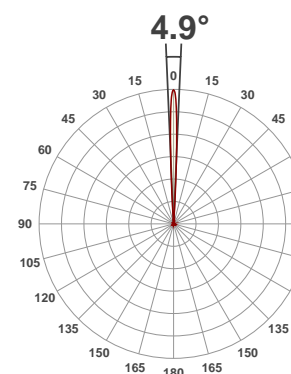
2 Lumen/Watt

Light quality:

CRI: -17.2

Color temperature:

1394 K



Product name:

Vizi Hex Wash7

Test:

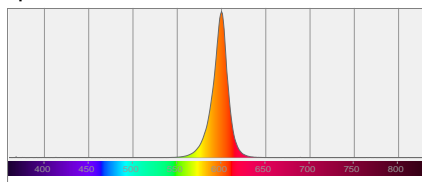
Zoom In Amber

Date:

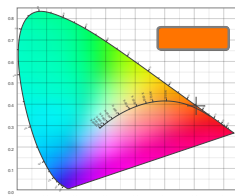
5/11/2017

Output: 105 lm Power consumption: 52.5 W Peak: 11253 cd

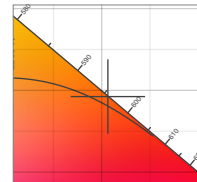
Spectral distribution



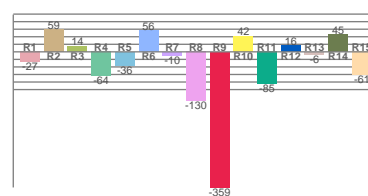
Color coordinates



Zoom color point

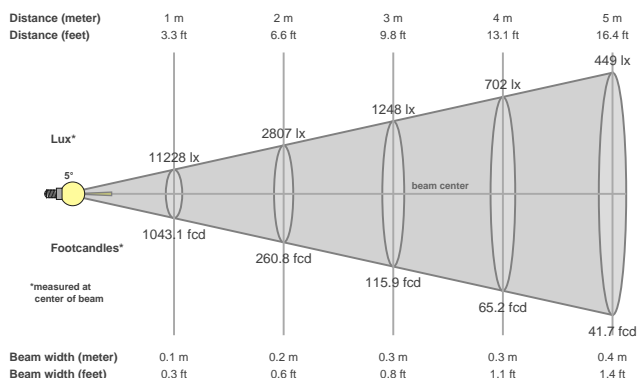


CRI R values



Color temperature	Color rendering index	Red component	Color fidelity	Color gamut	Color quality scale	Color coordinate cie 1931	Color coordinate cie 1931	Color coordinate	Color coordinate	Color divition from black body
CCT	CRI	CRI R9	TM30 Rf	TM30 Rg	CQS	x	y	u	v	Δuv
1394 K	-17.2	-359.5	1.4	6.6	0.0	0.606	0.392	0.373	0.362	0.0026

## Beam details



## Beam angles

Beam angle 50%	Field angle 10%	Cutoff angle 2,5%
4.9°	7.5°	8.6°

## Beam intensities

Peak intensity	Int. ratio in 120° cone	Int. ratio in 90° cone
11253 cd	0.8%	0.8%

## Power

Power	Power factor	Power frequency
52.5 W	0.97	60 Hz

Nominal voltage	Voltage	Current
230 V	117 V	0.464 A

## Beam intensities from 1-20m

1m	2m	3m	4m	5m	6m	7m	8m	9m	10m	11m	12m	13m	14m	15m	16m	17m	18m	19m	20m
3.3ft	6.6ft	9.8ft	13.1ft	16.4ft	19.7ft	23ft	26.2ft	29.5ft	32.8ft	36.1ft	39.4ft	42.7ft	45.9ft	49.2ft	52.5ft	55.8ft	59.1ft	62.3ft	65.6ft
11228lx	2807lx	1248lx	702lx	449lx	312lx	229lx	175lx	139lx	112lx	93lx	78lx	66lx	57lx	50lx	44lx	39lx	35lx	31lx	28lx
1043.1fcd	260.8fcd	115.9fcd	65.2fcd	41.7fcd	29fcd	21.3fcd	16.3fcd	12.9fcd	10.4fcd	8.6fcd	7.2fcd	6.2fcd	5.3fcd	4.6fcd	4.1fcd	3.6fcd	3.2fcd	2.9fcd	2.6fcd